Capital Spending in 2012-13

In 2012-13, £8.3 million was spent on capital investment against a revised programme of £12.5 million. There has been slippage against the profile of planned expenditure. Some of the projects have been carried forward to 2013-14.

Building schemes are aimed at updating and improving the Force estate. The main expenditure areas centre on business transformation. These are schemes to develop ICT functionality and new services, providing resilience, new working patterns and a more effective organisation.

What we did with the money

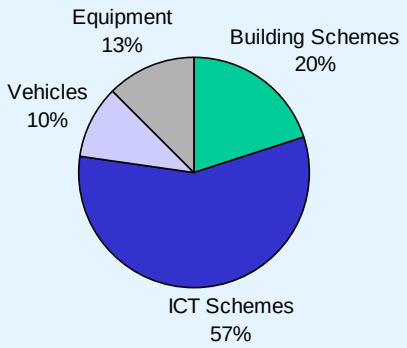

Which was paid for by:

	£m
Capital Grants	1.2
Capital Receipts	1.5
Internal cash	5.4
Use of Revenue	0.2
Total	**8.3**

What are we worth?

At the end of the financial year, we draw up a Balance Sheet that represents how much the PCC's land and buildings are worth, what is owed to others, what others owe to us and how much money we have. The Balance Sheet as at the 31st March 2013 and 31st March 2012 is shown below:

Amounts in £000s	31-Mar-12	31-Mar-13
Assets		
Land and Buildings	21,014	20,631
Vehicles, Plant and Equipment	6,789	10,469
Intangible Assets	-	-
Non-operational Assets	2,054	795
Debtors	6,925	9,473
Stock	493	432
Cash	1,002	-
Short Term Investments	12,215	10,300
Liabilities		
Creditors	(8,015)	(10,151)
Cash	-	(299)
Provisions	(333)	(1,746)
Borrowing	(20,426)	(18,030)
Total Net Assets	**21,718**	**21,874**
Financed by:		
Police & Crime Commissioner's Reserves	**(21,718)**	**(21,874)**

Police and Crime Commissioner for Lincolnshire

Summary of Accounts 2012-13

All Crime Down
14.5%
(6,287 fewer crimes)

All Anti Social Behaviour Down
19%
(5,084 fewer crimes)

Vehicle Crime Down
8.4%
(314 fewer crimes)

Violent Crime Down
6.3%
(395 fewer crimes)

Criminal Damage Down
25.2%
(2,040 fewer crimes)

This document summarises the 2012/13 Group Financial Statements for the Police and Crime Commissioner and gives a view of the financial position as at 31st March 2013. In order to present this information in a more concise and user-friendly way, modifications to the full Statement of Accounts have been made, including the removal of pension liabilities and jointly controlled asset adjustments. Statutory requirements are met through the full accounts which are available on the Police and Crime Commissioner website.

Introduction

The Police and Crime Commissioner for Lincolnshire (PCC) is responsible for holding the police to account on behalf of the public. The PCC delegates the management of the budget to the Chief Constable and the Chief Executive, with regular performance monitoring throughout the year.

Chief Finance Officer's Comments

This summary Statement of Accounts describes some of the key points from the PCC's stewardship of public funds but they have no legal standing.

A full copy of the PCC Group audited accounts for 2012-13 is available on the PCC's website at www.lincolnshire-pcc.gov.uk.

The PCC Group's total revenue expenditure for 2012-13 was £119.9 million.

Where the money comes from

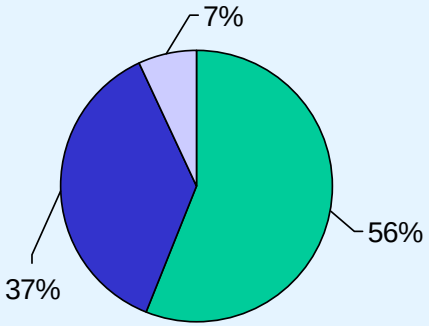

- Central Funding (56%)
- Local Funding (37%)
- Income Received (7%)

Amount in £000s	2012-13
Central Funding	
Formula Funding	64,012
Specific Grants	3,256
Local Funding	
Council Tax	44,317
Income Funding	
Charges for Services / Income*	8,262
Money Received	**119,847**

* Income includes Lincolnshire County Council's contribution towards PCSO funding and other recoveries and recharges for services outside of normal policing.

Through prudent management, the actual net expenditure for the year after the use of reserves was £3 million less than the approved budget. The PCC agreed to carry forward this amount in earmarked reserves. This will be used to support transformational change and create a more efficient service.

Spending against the 2012-13 budget has been monitored regularly throughout the year and reports from the Chief Constable have been reviewed at the PCC's Resource Governance meetings.

There are challenges ahead: funding will be further reduced in the future. Policing in Lincolnshire will have to continue against a backdrop of continued efficiencies and reductions in cost.

Vision and Priorities 2013 - 2017

The PCC will work with Lincolnshire Police, the public and other partners towards reducing crime and improving levels of safety.

These goals will be achieved by public bodies, the business community, the voluntary and community sector, local communities and individuals working together. Key objectives are:

- Reducing crime
- A fair deal for the people of Lincolnshire
- Police and services that are there when you need them.

The PCC has set a number of performance indicators and targets that will provide information on how well Lincolnshire Police and other agencies (such as Probation or local councils) are performing. All partners must ensure value for money by working together.

Revenue Spending in 2012-13

Revenue expenditure meets the continuing cost of services, including salaries, the purchase of materials and services and capital financing charges. The total cost of policing Lincolnshire (including national functions) is shown to the right. Note that this was the first year of the strategic partnership with G4S.

What the money was spent on

Amount in £000s	2011-12	2012-13
Employees	95,845	74,688
Premises	3,463	3,343
Transport	2,996	2,706
Supplies and Services	12,231	6,560
Agency / Contracted Services	3,077	25,764
Capital Financing	2,909	2,759
Reserves and Provisions	2,143	4,027
Money Spent	**122,664**	**119,847**

What we did with the money

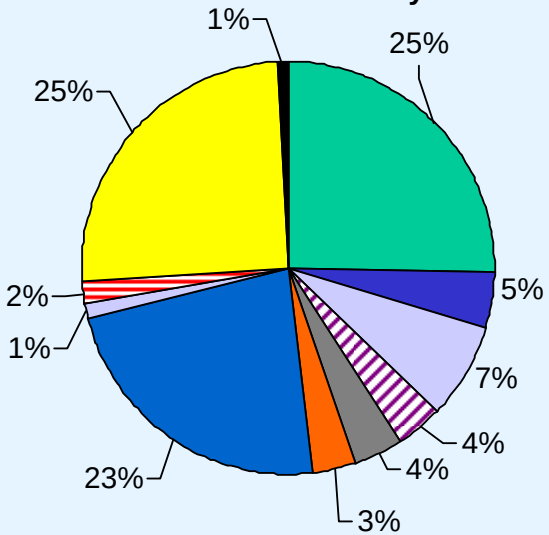

- Local Policing (25%)
- Dealing with the Public (5%)
- Criminal Justice Arrangements (7%)
- Road Policing (4%)
- Specialist Operations (4%)
- Intelligence (3%)
- Specialist Investigation (23%)
- Investigative Support (1%)
- National Policing (2%)
- Support Functions (25%)
- Office of the PCC (1%)