

REPORT FOR THE POLICE AND CRIME PANEL - PUBLIC CONSULTATION 2019

I am delighted to report to the panel my office has carried out another successful round of public consultation.

Panel members may remember that last year I launched one of most comprehensive consultations ever undertaken by a PCC.

We created a consultation that met a professionally accepted level of engagement, so the statistical analysis would be robust in sample sizes covering age range, gender, social grouping and geographical residency

This year we set out to achieve the same level of professionalism but with a greater reach and I am pleased to report that we exceeded our targets once again.

We received a staggering 3,449 fully completed surveys - an increase of 543 or 19% on the 2,906 we achieved in 2017. All participants were 16 years of age or older and permanently resident in Lincolnshire.

Included in the survey results were 495 respondents aged between 16 and 34, 599 aged 35 to 49, 1,109 aged from 50 to 64 and 1,248 aged over 65.

Across the districts we were successful in getting a statistically robust representative sample for each – exceeding our targets with at least 340 from every single district.

And once again the public have been strong in their support for increased funding for Lincolnshire Police.

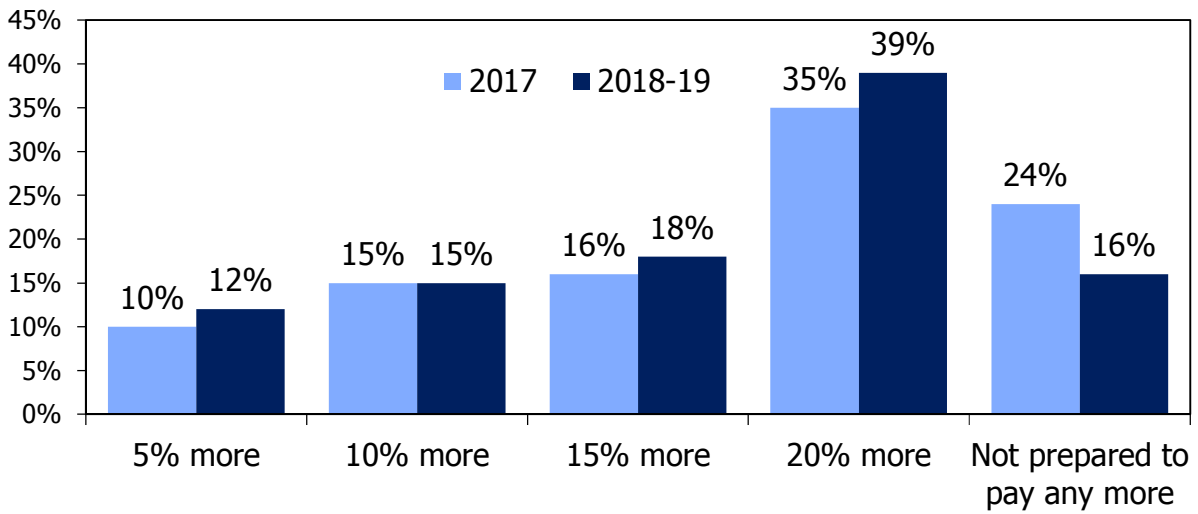
An overwhelming 83% of respondents believed that “funding for Lincolnshire Police should be increased”. Only 2% said funding should be reduced.

We asked our survey respondents “how much more you would be prepared to pay per week, for more police officers and a better policing service in LINCOLNSHIRE” and the response was incredibly positive.


Across the entire sample the proportion of participants selecting the highest weekly incremental has RISEN by four percentage points year-on-year and the proportion of respondents “not prepared to pay any more” has FALLEN by eight percentage points.

Across all the districts the picture is very similar with those prepared to pay 20% more ranging from 42% in West Lindsey to 37% in Lincoln and East Lindsey.

Those prepared to pay 10% or 15% more range from 35% in South Kesteven and South Holland to 30% in Boston. Those people not prepared to pay more never exceeds 19% (East Lindsey and Lincoln) and goes as low as 13% in South Kesteven.

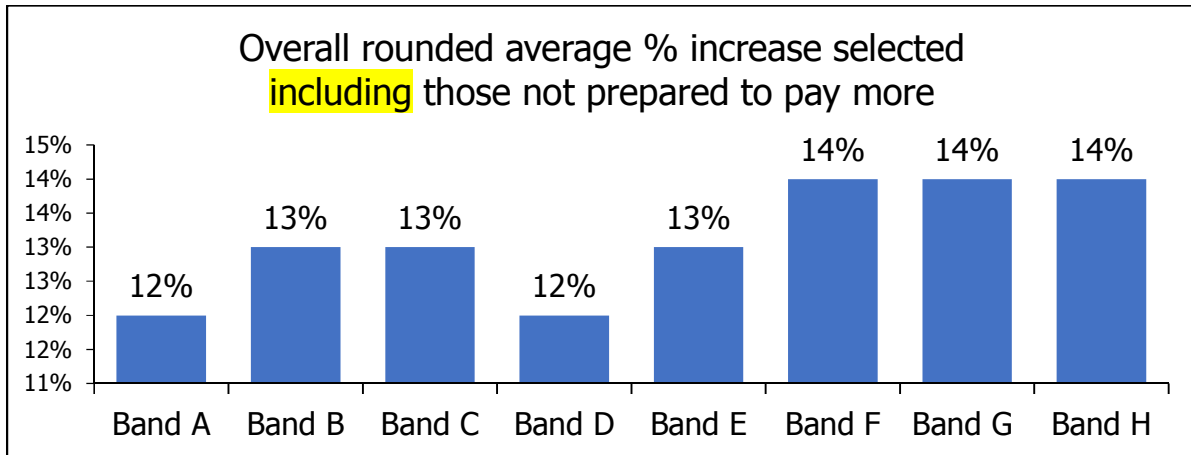


The average incremental amount per week that residents are prepared to pay has risen year-on-year across all Council Tax Bands bar one, with the only exception being Band B - which had an average weekly incremental amount of £0.51 last year.



When asked about the percentage increases they were prepared to pay the average in every single Band was 15% or above when you exclude those unprepared to pay more.

Even when you include those unprepared to pay more the lowest average increase is still 12% in Band A and D – rising to 14% for the upper bands.



That positive picture is reflected in every district across the whole county. Residents of West Lindsey (42%) and North Kesteven (41%) are the most likely to select the highest weekly increase +20%.

But for each district the proportion of residents prepared to pay 10% or more still makes up the overwhelming majority – peaking at 73% in North Kesteven, South Holland and West Lindsey.

The lowest percentage is Boston but is still high at 69%.

