

REPORT FOR THE POLICE AND CRIME PANEL - PUBLIC CONSULTATION 2022

Six years ago the PCC launched what was, and remains, the largest and most comprehensive survey on crime, policing and community safety undertaken by a police and crime commissioner.

Each survey has explored in depth and detail, the views and opinions of Lincolnshire residents regarding fear of crime, experience of crime, perceptions of problems locally and potential increases in the police precept.

In 2022, the overall Sample Size of 3,843 and the Confidence Interval for the total sample of ± 1.58 , are the best that has ever been achieved during the existence of this study.

Thanks to dedicated work of the Safer Together Team, invitations through Lincs Alert and Next Door and coverage through local news and social media the survey exceeded its target sample size in every age group, socio economic group and district by at least 41%.

The number of respondents in each district were:

- Boston – 465
- East Lindsey – 784
- Lincoln – 441
- North Kesteven – 620
- South Holland – 434
- South Kesteven – 583
- West Lindsey – 482

This year the number of younger people responding increased considerably to 643 in the 16-34 band. In the other age ranges there were 638 people in the 35-49 range, 1,097 in the 50-64 and 1,456 in the 65+.

I have always made it clear that the results of the annual survey will not only guide decisions about policing and investment priorities but would also be crucial in determining my proposed precept. Believing as I do in the vital importance of law and order as well as low taxation, I am committed to being guided by the people of Lincolnshire between these two competing priorities, which is why I put such effort into gathering the views of residents.

Dimension	ONS Population Estimate mid-2020 Aged 16+	Estimated distribution of the Population of Lincolnshire (From ONS data)	Desired Confidence Interval at the 95% Confidence Level	Minimum Target for Survey Completes driven by the Desired Confidence Interval	Volume of Actual Completes achieved	Actual Confidence Interval at the 95% Confidence Level	% of Target Achieved	% of overall Actual Sample
County								
Lincolnshire	634,453	100.00%	±2.3	1,810	3,834	±1.58	212%	
Age Band								
16-34	160,244	25.26%	±4.6	457	643	±3.86	141%	17%
35-49	130,381	20.55%	±5.0	372	638	±3.87	172%	17%
50-64	161,550	25.46%	±4.6	461	1,097	±2.95	238%	29%
65+	182,278	28.73%	±4.3	520	1,456	±2.56	280%	38%
Gender								
Male	308,385	48.61%	±3.3	880	1,873	±2.26	213%	49%
Female	326,028	51.39%	±3.2	930	1,779	±2.32	191%	46%
Local Authority								
Boston	57,149	9.01%	±6.0	266	485	±4.43	182%	13%
East Lindsey	120,420	18.98%	±6.0	266	784	±3.49	295%	20%
Lincoln	83,579	13.17%	±6.0	266	441	±4.65	166%	12%
North Kesteven	97,607	15.38%	±6.0	266	620	±3.92	233%	16%
South Holland	78,933	12.44%	±6.0	266	434	±4.69	163%	11%
South Kesteven	116,985	18.44%	±6.0	266	583	±4.05	219%	15%
West Lindsey	79,780	12.57%	±6.0	266	482	±4.45	181%	13%
Socio Economic Group	Census 2011							
Lincolnshire	591,775							
ABC1	346,846	58.61%	±3.0	1,061	2,774	±1.85	261%	72%
C2DE	209,646	35.43%	±3.8	641	916	±3.23	143%	24%
S	35,283	5.96%	n/a	n/a	33	n/a	n/a	1%

Despite the scale of the survey, taking at least 15 minutes to complete, it is important to note that 79% of participants delivered a “good” or “very good” experience of completing the survey – demonstrating, we believe, a clear signal that they fully support the commitment to give them a voice.

Before asking questions about funding and precept respondents to the questionnaire were given a clear context to ensure they understood the full picture.

- Please read the short message below from Marc Jones, Police & Crime Commissioner for Lincolnshire and then answer the question that follows on from it.

"As Police and Crime Commissioner for Lincolnshire, in this year alone, I have been successful in securing some £2m of additional grants from Central Government to support our efforts to provide the best possible policing service for Lincolnshire. However, this funding does not recur annually, which leaves us with ongoing budget challenges which will require additional, long term funding or difficult decisions to be made regarding priorities moving forward.

My priority remains to provide the Chief Constable with the resources he needs to continue the drive to recruit more officers across the county, and to enhance the capability to prevent and tackle crime across Lincolnshire. This will only be possible if rising cost pressures can be met and the budget balanced moving forward.

We are living in very challenging times, and as a society we are relying on policing more and more to keep us feeling and being safe, not just in the area of crime but in so much more. I will continue to work with the Chief Constable to maximise the value our communities receive from their investment in policing but key to our plans to deliver this and more, is the need for sustainable funding."

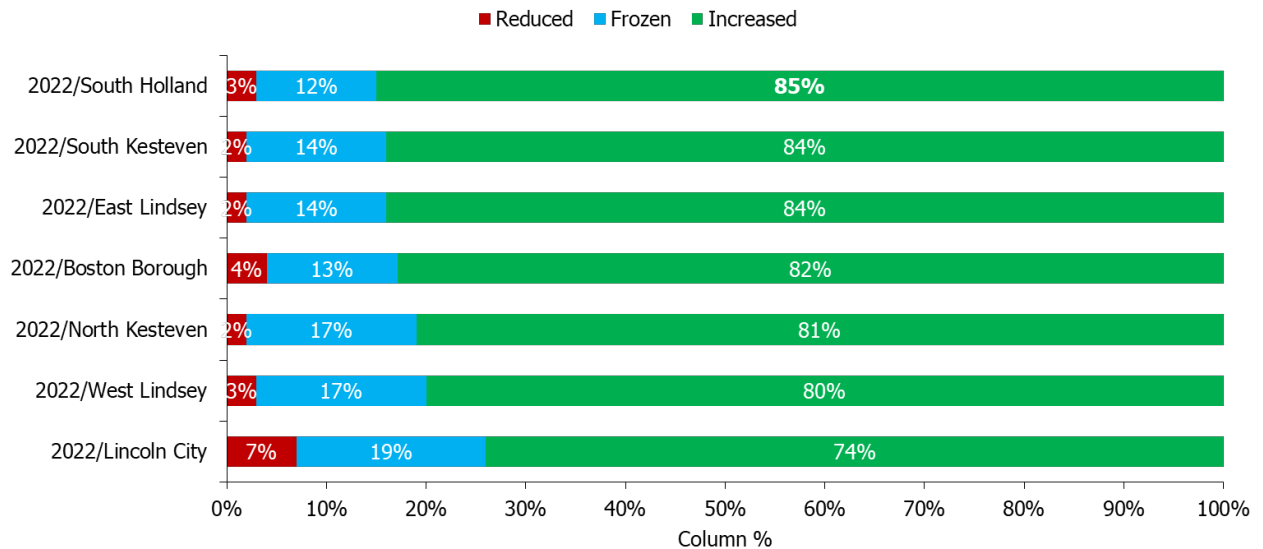
Do you believe that the funding for Lincolnshire Police should be...

- Reduced** - with services and resources reduced accordingly
- Frozen** - at the current level, representing a cut in real terms after inflation
- Increased** - to maintain/enhance current service levels

Next

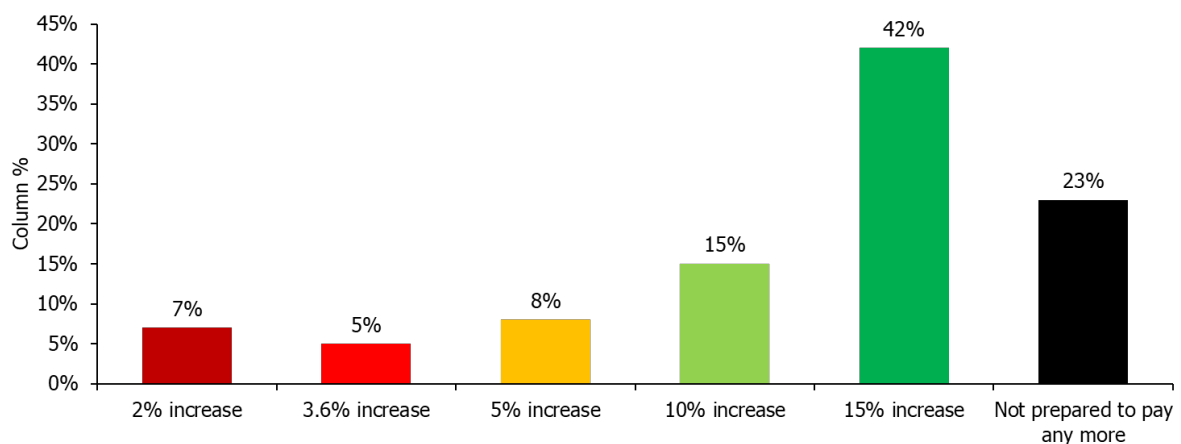
Support for increased funding was strong with 83% indicating they supported an increase for Lincolnshire Police – a 2% rise on last year. The percentage indicating they thought freezing the funding was appropriate dropped by 2%.

The number supporting an increase peaked at 85% in South Holland and even at its lowest (Lincoln City 74%) represented an overwhelming majority.



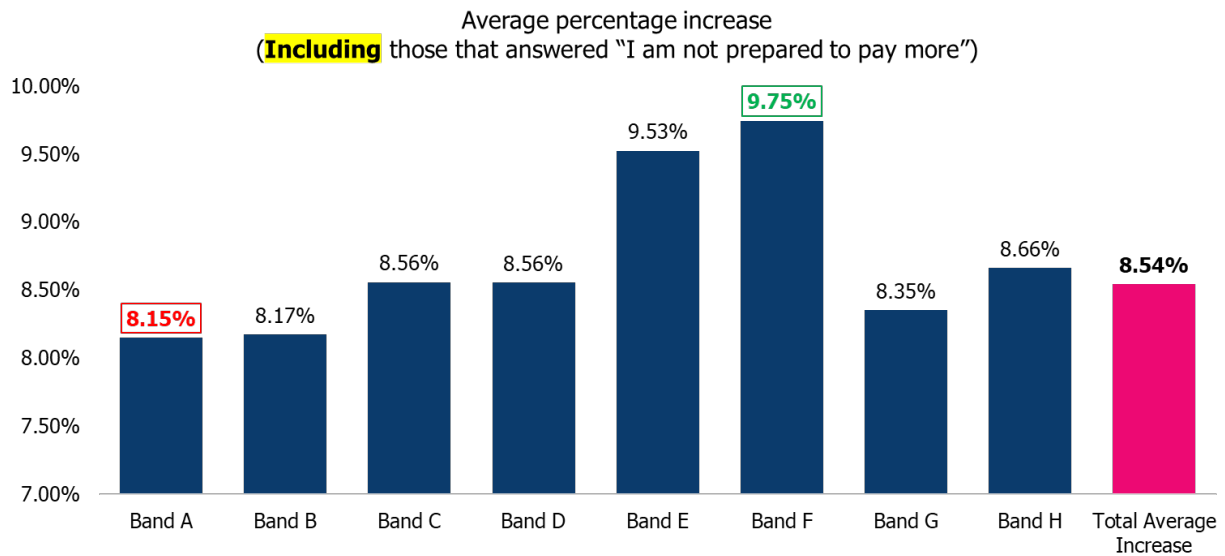
When it comes to support for an increase in the precept nearly two thirds (65%) of respondents supported an increase of at least 5%. It is unsurprising, however, that with so many households facing soaring energy bills in the weeks before Xmas this represents a fall of 11% on last year.

However those who indicated they were unwilling to pay any more has only increased by 3% from last year.

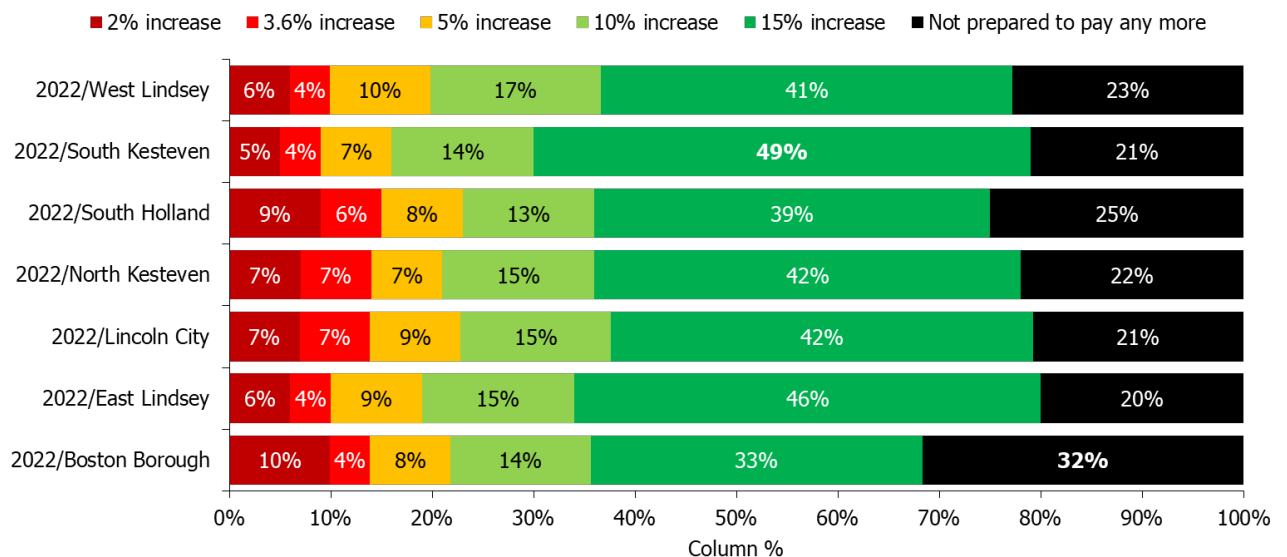


Despite this, even when factoring in those who were not prepared to pay more, the average preferred percentage increases in police precept ranged from 8.15% to 9.75% - both well in excess of the proposed increase of 5.4%.

The average increase supported across all council tax bands was 8.54%.



A precept rise of at least 5% was the majority view in all districts – ranging from 70% in East Lindsey and South Kesteven to 55% in Boston.



The professional market research company that has carried out the survey work on the basis of delivering results that meet industry standards in Confidence Level & Confidence Interval to ensure the statistical significance of the result.

It means that had we surveyed everyone in Lincolnshire the answer to a given question would fall within 1.58 percentage points of our research result (in either direction) on 95 occasions out of 100. This is a higher "confidence interval" than last year – which at 1.72% was a very robust survey sample.

I am assured, therefore, these results reflect the overwhelming support amongst Lincolnshire residents for an increase in the police precept to help me fund the Chief Constable in his efforts to keep all of our communities feeling and being safe.